



Registered Under Section 2(F) & 12(B) of UGC Act
KIRODIMAL GOVT. ARTS & SCIENCE COLLEGE, RAIGARH
 Reaccredited Grade "B" By NAAC
 Affiliated to Atal Bihari Vajpayee University, Bilaspur, [C.G.]

- [Home \(Index.aspx\)](#)
- [About Us \(Post_about_us.aspx\)](#)
- [Facilities \(Post_facility.aspx\)](#)
- [Library \(Post_library.aspx\)](#)
- [Departments \(Post_departments.aspx\)](#)
- [Academics \(Post_academics.aspx\)](#)
- [Staff \(Post_faculties.aspx\)](#)
- [Student Section \(Post_student_section.aspx\)](#)
- [NAAC \(Post_naac.aspx\)](#)
- [Feedback Form](#)
- [Gallery](#)

Students Feedback Report

Academic Year* Class*

2019-20 All

01. Syllabus Updation पाठ्यक्रम अद्यतन?
 Options
 Votes In (%) Excellent Very Good Good Average Below average
 No. of Votes 0.7% 3.89% 26.57% 27.73% 41.13%
 12 67 458 478 709

68.86

02. Library facility / पुस्तकालय सुविधा ?
 Options
 Votes In (%) Excellent Very Good Good Average Below average
 No. of Votes 4.83% 11.37% 32.89% 20.53% 30.28%
 85 196 567 354 522

50.81

03. Cleanness स्वच्छता?
 Options
 Votes In (%) Excellent Very Good Good Average Below average
 No. of Votes 5.9% 16.53% 33.7% 15.55% 27.32%
 119 285 581 268 471

42.87

04. Internet facility / इंटरनेट सुविधा ?
 Options
 Votes In (%) Excellent Very Good Good Average Below average
 No. of Votes 18.04% 16.07% 27.9% 11.43% 26.57%
 311 277 481 197 458

38

05. Teaching-Learning Environment / पठन-शिक्षण वातावरण ?
 Options
 Votes In (%) Excellent Very Good Good Average Below average
 No. of Votes 1.45% 4.35% 26.16% 25.52% 42.52%
 25 75 451 440 733

68.04

06. Environment for Cultural Activity / सांस्कृतिक गतिविधि वातावरण ?
 Options
 Votes In (%) Excellent Very Good Good Average Below average
 No. of Votes 1.1% 4.12% 24.19% 25.35% 45.24%
 19 71 417 437 780

70.59

07. Sports Facility खेल सुविधा?
 Options
 Votes In (%) Excellent Very good Good Average Below average
 No. of Votes 2.61% 5.28% 26.8% 24.65% 40.68%
 45 91 462 425 701

65.31

08. Canteen Facility ?		Options Votes in (%) No. of Votes	Excellent 8.87% 153	Very Good 14.79% 255	Good 33.41% 576	Average 12.41% 214	Below average 30.51% 526	42.92
09. NCC & NSS Facility / पर्यावरण प्रशिक्षण ?		Options Votes in (%) No. of Votes	Excellent 1.04% 18	Very Good 2.32% 40	Good 18.16% 313	Average 28.25% 487	Below average 50.23% 866	78.48
10. Red cross Activity / रक्तदान प्रशिक्षण ?		Options Votes in (%) No. of Votes	Excellent 1.74% 30	Very Good 4.81% 83	Good 25.87% 446	Average 19.32% 333	Below average 48.26% 832	67.58
11. Transparency in Admission Procedure / प्रवेश प्रक्रिया में पारदर्शिता ?		Options Votes in (%) No. of Votes	Excellent 1.91% 33	Very Good 5.34% 92	Good 33.53% 578	Average 21.35% 368	Below average 37.86% 653	59.23
12. Attitude of Office Staff / कार्यालयीन स्टाफ का रवैया ?		Options Votes in (%) No. of Votes	Excellent 3.13% 54	Very Good 6.36% 110	Good 27.38% 472	Average 22.22% 303	Below average 40.89% 705	63.11
13. Fairness of the internal evaluation process by the teachers. ?		Options Votes in (%) No. of Votes	Always fair 1.8% 31	Usually fair 1.04% 18	Sometimes unfair 5.8% 100	Usually unfair 16.24% 280	Unfair 75.12% 1295	91.36
14. How much of the syllabus was covered in the class / पाठ्यक्रम का कितना प्रतिशत पूर्ण हुआ ?		Options Votes in (%) No. of Votes	Above 90% 0.99% 17	70 - 89% 0.75% 13	50 - 69% 4.18% 72	30 - 49% 20.19% 349	Below 30% 73.9% 1274	94.09
15. Preparation of teacher for the classes / कक्षा के लिए शिक्षक की तैयारी ?		Options Votes in (%) No. of Votes	Excellent 1.22% 21	Very Good 1.86% 32	Good 16.59% 286	Average 28.22% 452	Below average 54.12% 933	80.34
16. Communicational ability of teacher / शिक्षक की संवाद क्षमता ?		Options Votes in (%) No. of Votes	Excellent 1.1% 19	Very Good 2.09% 36	Good 17.85% 303	Average 22.85% 394	Below average 56.38% 972	79.23
17. Institutional provision for multiple opportunities to learn and grow. / संस्थान द्वारा सीखने के लिए उपलब्ध कराए गए अवसर ?		Options Votes in (%) No. of Votes	Excellent 2.09% 36	Very Good 4.23% 73	Good 22.74% 392	Average 21.26% 401	Below average 47.88% 822	70.94

18. Institution faculty in cognitive (बुद्धिगत), emotional (भावनात्मक) and social (सामाजिक), growth. ?

Options	Excellent	Very Good	Good	Average	Below average
Votes in (%)	1.86%	5.05%	26.33%	20.58%	45.85%
No. of Votes	32	87	454	360	791

66.76

19. Teacher Inform about Course & Program Outcome शिक्षक प्रोशन एवं कोर्स परिणाम की सूचना प्रदान करते हैं ?

Options	Strongly Agree	Agree	Not Sure	Disagree	Strongly Disagree
Votes in (%)	60.4%	34.57%	3.54%	0.99%	0.41%
No. of Votes	1043	598	61	17	7

1.4

20. Teacher teach through examples and applications. / शिक्षक उदाहरणों और अनुप्रयोगों से सिखाते हैं ?

Options	Strongly Agree	Agree	Not Sure	Disagree	Strongly Disagree
Votes in (%)	65.84%	29.47%	3.02%	1.16%	0.52%
No. of Votes	1135	508	52	20	9

1.68

21. The teacher identify your strengths and encourage you with providing right level of challenges. / शिक्षक आपकी ताकत की पहचान करते हैं और आपको चुनौतियों के सही स्तर प्रदान करने के साथ प्रोत्साहित करते हैं ?

Options	Strongly Agree	Agree	Not Sure	Disagree	Strongly Disagree
Votes in (%)	59.16%	31.21%	5.8%	2.84%	0.99%
No. of Votes	1020	538	100	49	17

3.83

22. Teachers are able to identify your weaknesses and help you to overcome them. आपके शिक्षक आपको कमजोरियों की पहचान करने में सक्षम हैं और उनको सुधरने में सहायता करते हैं ?

Options	Every time	Usually	Sometimes	Rarely	Never
Votes in (%)	2.78%	4.18%	12.59%	25.06%	68.5%
No. of Votes	48	72	217	432	1174

93.16

23. The instructor teachers use student centric methods, such as experiential learning, participative learning and problem solving methodologies for enhancing learning experiences. ?

Options	Strongly Agree	Agree	Not Sure	Disagree	Strongly Disagree
Votes in (%)	60.44%	33.06%	4.23%	1.62%	0.64%
No. of Votes	1042	570	73	28	11

2.26

24. Teachers encourage you to participate in extracurricular activities / शिक्षक आपको अतिरिक्त गतिविधियों में भाग लेने के प्रोत्साहित करते हैं ?

Options	Strongly Agree	Agree	Not Sure	Disagree	Strongly Disagree
Votes in (%)	60.44%	33.06%	4.23%	1.62%	0.64%
No. of Votes	1121	531	40	21	11

2.26

25. Your mentor does a necessary follow-up with an assigned task to you. आगामी कार्य निरत कार्य के साथ अनुवर्ती कार्याई करता है ?

Options	Strongly Agree	Agree	Not Sure	Disagree	Strongly Disagree
Votes in (%)	62.58%	30.86%	4.81%	1.25%	0.46%
No. of Votes	1079	532	83	22	8

1.74

26. Percentage of teachers use ICT tools such as LCD projector, Multimedia, etc. while Teaching. ?

Options	Above 90%	70 - 89%	50 - 69%	30 - 49%	Below 30%
Votes in (%)	5.68%	4.32%	9.8%	18.04%	62.35%
No. of Votes	98	71	169	311	1075

80.39

27. Immediate action is taken on grievances शिक्षाधीन का निवारण वही होता है ?

Options
Votes in (%)
No. of Votes

Strongly Agree
51.45%
887

Agree
32.13%
554

Not Sure
8.53%
147

Disagree
5.74%
99

Strongly Disagree
2.15%
37

7189

28. Pure drinking water is available / पीने के लिए शुद्ध वन उपलब्ध होता है ?

Options
Votes in (%)
No. of Votes

Strongly Agree
53.48%
922

Agree
31.44%
542

Not Sure
6.9%
119

Disagree
5.68%
98

Strongly Disagree
2.48%
43

8117

29. The overall quality of teaching-learning process in your institute is very good. ?

Options
Votes in (%)
No. of Votes

Strongly Agree
60.98%
1051

Agree
33.7%
581

Not Sure
2.9%
50

Disagree
1.62%
28

Strongly Disagree
0.81%
14

2443

Address

Kirodimal Govt. Arts & Science College, Raigarh

Chandrabar Nagar,
Dist:Rajnagar, Chhatnagurn, 492001

Contact Info

TELEPHONE
0776 222286

E - Mail
kgcollege1958@gmail.com
(mailto:kgcollege1958@gmail.com)

WEB - SITE
www.kgcollege-raigarh.ac.in
(http://kgcollege-raigarh.ac.in)

Quick Links

College Prospectus
(student_section.aspx?page=College Prospectus)

Syllabus (student_section.aspx?page=Syllabus)

Women Grievance Cell
(student_section.aspx?page=Women Grievance Cell)

Admin Login (CLogin.aspx)

Quick Links

Alumni (student_section.aspx?page=Alumni)

RTI (student_section.aspx?page=RTI)
Contact Us (contact.aspx)

ALL RIGHTS RESERVED © KIRODIMAL GOVT ARTS & SCIENCE COLLEGE RAIGARH

VISITORS: **393746** (HTTPS://WWW.WEBSITEOUTLINE/COUNTTHEPFRWWW.RAVISOLUTIONS.COM/)

POWERED BY : RAVI SOLUTIONS

(Handwritten Signature)
31/1/22

Coordinator IQAC

Kirodimal Govt. Arts & Science College,
Raigarh (C.G.)

(Handwritten Signature)
31/1/22

Principal
Kirodimal Govt. Arts & Sc. College
Raigarh (C.G.)

(Handwritten)
90.96
33.7
94.66

(Handwritten)
57.45
22.13
79.58

(Handwritten)
120.44
31.44
151.88



Registered Under Section 2(F) & 12(B) of UGC Act
KIRODIMAL GOVT. ARTS & SCIENCE COLLEGE, RAIGARH
 Reaccredited Grade "B" By NAAC
 Affiliated to Arsi Bihari Vajpayee University, Bilsapur, [C.G.]

- [Home \(Index.aspx\)](#)
- [About Us \(Post_about_us.aspx\)](#)
- [Facilities \(Post_facility.aspx\)](#)
- [Library \(Post_Library.aspx\)](#)
- [Departments \(Post_departments.aspx\)](#)
- [Academics \(Post_academics.aspx\)](#)
- [Staff \(Post_faculties.aspx\)](#)
- [Student Section \(Post_student_section.aspx\)](#)
- [NAAC \(Post_naac.aspx\)](#)
- [Feedback Form](#)
- [Gallery](#)

Feedback Form Student ~~Report~~ Teacher

Academic Year* 2019-20 Programme* All Sem* All Show

This Section Focuses On Attributes Of A Teacher / यह खंड शिक्षक की विशेषताओं पर केंद्रित है

<p>01. The Vision, philosophy & objectives of the institution are known ?</p> <p>Options Votes in (%) No. of Votes</p>	<p>Strongly Agree 51.81% 16</p> <p>Agree 32.26% 10</p> <p>Not Sure 3.23% 1</p> <p>Disagree 6.45% 2</p> <p>Strongly Disagree 6.45% 2</p>	<p>4</p>	<p>80.65%</p>
<p>02. The course/programme of studies carries sufficient number of optional papers. ?</p> <p>Options Votes in (%) No. of Votes</p>	<p>Strongly Agree 48.39% 15</p> <p>Agree 32.26% 10</p> <p>Not Sure 6.45% 2</p> <p>Disagree 9.68% 3</p> <p>Strongly Disagree 3.23% 1</p>	<p>4</p>	<p>80.65%</p>
<p>03. Programmes outcomes are explained to students ?</p> <p>Options Votes in (%) No. of Votes</p>	<p>Strongly Agree 54.84% 17</p> <p>Agree 25.81% 8</p> <p>Not Sure 9.68% 3</p> <p>Disagree 6.45% 2</p> <p>Strongly Disagree 3.23% 1</p>	<p>3</p>	<p>80.65%</p>
<p>04. Curriculum having good academic flexibility ?</p> <p>Options Votes in (%) No. of Votes</p>	<p>Strongly Agree 45.16% 14</p> <p>Agree 29.03% 9</p> <p>Not Sure 9.68% 3</p> <p>Disagree 9.68% 3</p> <p>Strongly Disagree 6.45% 2</p>	<p>5</p>	<p>74.19%</p>
<p>05. The course content fulfils the need of students ?</p> <p>Options Votes in (%) No. of Votes</p>	<p>Strongly Agree 54.84% 17</p> <p>Agree 16.13% 5</p> <p>Not Sure 6.45% 2</p> <p>Disagree 16.13% 5</p> <p>Strongly Disagree 6.45% 2</p>	<p>7</p>	<p>70.56%</p>
<p>06. Above 75% students attend class ?</p> <p>Options Votes in (%) No. of Votes</p>	<p>Strongly Agree 54.84% 17</p> <p>Agree 22.58% 7</p> <p>Not Sure 6.45% 2</p> <p>Disagree 12.9% 4</p> <p>Strongly Disagree 3.23% 1</p>	<p>5</p>	<p>77.42%</p>
<p>07. Students are disciplined and respect the Staff members ?</p> <p>Options Votes in (%) No. of Votes</p>	<p>Strongly Agree 58.09% 18</p> <p>Agree 22.58% 7</p> <p>Not Sure 6.45% 2</p> <p>Disagree 3.23% 1</p> <p>Strongly Disagree 6.45% 2</p>	<p>3</p>	<p>80.65%</p>

08. Equivalent workload distributed to all Staff ?

Options	Strongly Agree	Agree	Not Sure	Disagree	Strongly Disagree
Votes in (%)	40.39%	25.81%	9.68%	9.68%	6.45%
No. of Votes	15	8	3	3	2

5 74.2%.

09. Equal opportunities for all staff is provided ?

Options	Strongly Agree	Agree	Not Sure	Disagree	Strongly Disagree
Votes in (%)	45.16%	32.26%	6.45%	9.68%	6.45%
No. of Votes	14	10	2	3	2

5 77.42%.

10. Excellent sports facility are available ?

Options	Strongly Agree	Agree	Not Sure	Disagree	Strongly Disagree
Votes in (%)	64.52%	19.35%	3.23%	3.23%	9.68%
No. of Votes	20	6	1	1	3

4 64.52%.

11. Rest rooms, toilets, laboratory, playground, classrooms are clean and well maintained ?

Options	Strongly Agree	Agree	Not Sure	Disagree	Strongly Disagree
Votes in (%)	38.71%	29.03%	3.23%	22.59%	6.45%
No. of Votes	12	9	1	7	2

9 67.74% Agree

12. Clean drinking water is available ?

Options	Strongly Agree	Agree	Not Sure	Disagree	Strongly Disagree
Votes in (%)	45.16%	16.13%	19.35%	16.13%	3.23%
No. of Votes	14	5	6	5	1

6 45.16% S.A.

13. Laboratory requirements including equipments, chemicals and specimens are regularly provided ?

Options	Strongly Agree	Agree	Not Sure	Disagree	Strongly Disagree
Votes in (%)	38.71%	35.48%	6.45%	9.68%	9.68%
No. of Votes	12	11	2	3	3

6 74.19% A.

14. Computer facilities are made available for ICT based teaching to students ?

Options	Strongly Agree	Agree	Not Sure	Disagree	Strongly Disagree
Votes in (%)	35.48%	29.03%	3.23%	25.81%	6.45%
No. of Votes	11	9	1	8	2

10 64.51% P.

15. Good facility and encouragement to the teachers for their research ?

Options	Strongly Agree	Agree	Not Sure	Disagree	Strongly Disagree
Votes in (%)	41.94%	26.03%	3.23%	19.35%	6.45%
No. of Votes	13	9	1	6	2

8 40.94% A.

16. Students are encouraged to interact about content freely ?

Options	Strongly Agree	Agree	Not Sure	Disagree	Strongly Disagree
Votes in (%)	51.61%	28.03%	12.9%	3.23%	3.23%
No. of Votes	16	9	4	1	1

2 51.61% S.A.

17. Principal approachable and accessible ?

Options	Strongly Agree	Agree	Not Sure	Disagree	Strongly Disagree
Votes in (%)	64.52%	16.13%	9.68%	6.45%	3.23%
No. of Votes	20	4	1	1	1

3 64.52% S.A.

18. There is a recognition/ Incentive/ Appreciation of the individual work is given ?

Options	Strongly Agree	Agree	Not Sure	Disagree	Strongly Disagree
Votes in (%)	51.61%	25.61%	6.45%	9.68%	6.45%
No. of Votes	16	8	2	3	2

5 51.61% S.A.

19. Adequate office staff are employed ?

Options	Strongly Agree	Agree	Not Sure	Disagree	Strongly Disagree
Votes in (%)	38.71%	22.59%	22.59%	6.45%	9.68%
No. of Votes	12	7	7	2	3

5 61.29% A.

20. Office staff perform work properly ?

Options	Strongly Agree	Agree	Not Sure	Disagree	Strongly Disagree
Votes in (%)	38.71%	32.26%	12.9%	9.68%	6.45%
No. of Votes	12	10	4	3	2

5 70.97% A.

21. Friendly behaviour of principal ?

Options	Strongly Agree	Agree	Not Sure	Disagree	Strongly Disagree
Votes in (%)	64.52%	16.13%	6.45%	6.45%	6.45%
No. of Votes	20	5	2	2	2

4 64.52% S.A.

22. Service records are maintained ?

Options	Strongly Agree	Agree	Not Sure	Disagree	Strongly Disagree
Votes in (%)	38.71%	19.35%	19.35%	19.35%	9.68%
No. of Votes	12	6	6	6	3

9 58.06% A.

23. Net facility available properly ?

Options	Strongly Agree	Agree	Not Sure	Disagree	Strongly Disagree
Votes in (%)	41.94%	16.13%	12.9%	19.35%	9.68%
No. of Votes	13	5	4	6	3

9 58.06% A.

24. Good relationship between teaching & non teaching staff ?

Options	Strongly Agree	Agree	Not Sure	Disagree	Strongly Disagree
Votes in (%)	48.39%	25.01%	12.9%	3.23%	9.68%
No. of Votes	15	8	4	1	3

4 74.2% A.

Address

Kirodimal Govt. Arts & Science College, Raigarh
Chakradhar Nagar
Distriect Raigarh, Chhattisgarh, 485004

Contact Info

TELEPHONE
0776 222256
E-MAIL
kgcollegearaigarh1956@gmail.com
(mailto:kgcollegearaigarh1956@gmail.com)
WEB - SITE
www.kgcollegearaigarh.ac.in
(http://kgcollegearaigarh.ac.in)

Quick Links

- College Prospectus
(student_section.aspx?page=College Prospectus)
- Syllabus (student_section.aspx?page=Syllabus)
- Women Grievance Cell
(student_section.aspx?page=Women Grievance Cell)
- Admin Login (CLogin.aspx)

Quick Links

- Alumni (student_section.aspx?page=Alumni)
- RTI (student_section.aspx?page=RTI)
- Contact Us (contact.aspx)

ALL RIGHTS RESERVED © KIRODIMAL GOVT. ARTS & SCIENCE COLLEGE, RAIGARH

VISITOR: 393754

POWERED BY - RAVI SOLUTIONS
(HTTPS://WWW.WEBSITEOUTNET/COUNTERRP/R/WWW.RAVISOLUTIONS.COM/)

AP
3/1/122

COORDINATOR IQAA
Kirodimal Govt. Arts & Science College
Raigarh (C.G.)

Principal
Kirodimal Govt. Arts & Sc. College
Raigarh (C.G.)
3/1/122



Registered Under Section 2(F) & 12(B) of UGC Act
KIRODIMAL GOVT. ARTS & SCIENCE COLLEGE, RAIGARH
 Reaccredited Grade "B" By NAAC
 Affiliated to Atal Bihari Vajpayee University, Bilaspur, [C.G.]

- [Home \(Index.aspx\)](#)
- [About Us \(Post_about_us.aspx\)](#)
- [Faceties \(Post_faculty.aspx\)](#)
- [Library \(Post_Library.aspx\)](#)
- [Departments \(Post_departments.aspx\)](#)
- [Academics \(Post_academics.aspx\)](#)
- [Staff \(Post_faculties.aspx\)](#)
- [Students Section \(Post_student_section.aspx\)](#)
- [NAAC \(Post_Naac.aspx\)](#)
- [Feedback Form](#)
- [Gallery](#)

Feedback from Employee Report

Academic Year*

2019-20

Show

01. General communication skills सीमांत प्रभाव कोषण?
 Options Votes in (%) Far From Satisfied Not Satisfied Satisfied Happy Very Happy
 No. of Votes 5 0 2 0 0 0
 71.43% 0% 28.57% 0% 0% 0%

2. Timely work finishing ability समय पर कार्य पूरा करना?
 Options Votes in (%) Far From Satisfied Not Satisfied Satisfied Happy Very Happy
 No. of Votes 3 0 4 0 0 0
 42.86% 0% 57.14% 0% 0% 0%

3. Working as part of a team टीम का हिस्सा बनकर कार्य करना?
 Options Votes in (%) Far From Satisfied Not Satisfied Satisfied Happy Very Happy
 No. of Votes 6 0 0 1 1 0
 85.71% 0% 0% 14.29% 0% 0%

4. Self-motivated towards responsibility जिम्मेदारी के खरे स्वयं प्रेरित?
 Options Votes in (%) Far From Satisfied Not Satisfied Satisfied Happy Very Happy
 No. of Votes 3 0 0 4 4 0
 42.86% 0% 0% 57.14% 0% 0%

05. learning new techniques नए तकनीक सीखने की योग्यता ?
 Options Votes in (%) Far From Satisfied Not Satisfied Satisfied Happy Very Happy
 No. of Votes 5 0 2 0 0 0
 71.43% 0% 28.57% 0% 0% 0%

6. Using technology and workplace equipment तकनीक और उपकरण का ?
 Options Votes in (%) Far From Satisfied Not Satisfied Satisfied Happy Very Happy
 No. of Votes 3 0 2 1 1 1
 42.86% 0% 28.57% 14.29% 14.29% 14.29%

7. Contribute to the goal of the organization संस्था द्वारा तब निभाए?
 Options Votes in (%) Far From Satisfied Not Satisfied Satisfied Happy Very Happy
 No. of Votes 3 0 3 0 0 1
 42.86% 0% 42.86% 0% 0% 14.29%

25.71% 14.29% 14.29%

8. Technical knowledge/skill संबंधित क्षमता/कौशल ?		Far From Satisfied		Not Satisfied		Satisfied		Happy		Very Happy		
Options	Votes in (%)	4	57.14%	0	0%	1	14.29%	2	28.57%	0	0%	2
No. of Votes												
9. Leadership qualities संबंधित क्षमता?		Far From Satisfied		Not Satisfied		Satisfied		Happy		Very Happy		
Options	Votes in (%)	4	57.14%	0	0%	1	14.29%	2	28.57%	0	0%	2
No. of Votes												
10. Innovativeness, नवीन विचारों की रचनात्मकता?		Far From Satisfied		Not Satisfied		Satisfied		Happy		Very Happy		
Options	Votes in (%)	3	42.86%	0	0%	3	42.86%	1	14.29%	0	0%	1
No. of Votes												1
11. Relationship with seniors/peers/subordinates संबंधित कार्यवाही में सहभागिता?		Far From Satisfied		Not Satisfied		Satisfied		Happy		Very Happy		
Options	Votes in (%)	3	42.86%	0	0%	3	42.86%	0	0%	1	14.29%	1
No. of Votes												1
12. Involvement in social activities सामाजिक कार्यक्रम में सहभागिता?		Far From Satisfied		Not Satisfied		Satisfied		Happy		Very Happy		
Options	Votes in (%)	4	57.14%	0	0%	1	14.29%	1	14.29%	1	14.29%	2
No. of Votes												2
13. Ability to take up extra responsibility अतिरिक्त जिम्मेदारियों को संभालना ?		Far From Satisfied		Not Satisfied		Satisfied		Happy		Very Happy		
Options	Votes in (%)	5	71.43%	0	0%	1	14.29%	1	14.29%	0	0%	1
No. of Votes												1
14. Obligation to work beyond schedule if required ?		Far From Satisfied		Not Satisfied		Satisfied		Happy		Very Happy		
Options	Votes in (%)	0	0%	0	0%	0	0%	0	0%	0	0%	0
No. of Votes												0

Address

Kirodimal Govt. Arts & Science College, Raigarh
Chakradhar Nagar
District- Raigarh, Chhatisgarh, 498004

Contact Info

- TELEPHONE
078 222566
- E-MAIL
kgcrnagar1958@gmail.com
(mailto:kgcrnagar1958@gmail.com)
- WEB - SITE
www.kgc-obkrarigarh.ac.in
(http://kgcollege.raigarh.ac.in)

Quick Links

- College Prospectus
(student_section.aspx?page=College Prospectus)
- Syllabus (student_section.aspx?page=Syllabus)
- Women Grievance Cell
(student_section.aspx?page=Women Grievance Cell)
- Admin Login (Login.aspx)

Quick Links

- Alumni (student_section.aspx?page=Alumni)
- RTI (student_section.aspx?page=RTI)
- Contact Us (contact.aspx)

ALL RIGHTS RESERVED © KIRODIMAL GOVT ARTS & SCIENCE COLLEGE, RAIGARH

VERSION: 393750 POWERED BY - RAVI SOLUTIONS
(HTTPS://WWW.WEBSITEOUT.NET/COUNT/EMERPH/WWW.RAVISOLUTIONS.COM/)

AB
Coordinator
 Kirodimal Govt. Arts & Science Coll.
 Raigarh (C.G.)

21/1/22

Principal
 Kirodimal Govt. Arts & Sc. College
 Raigarh (C.G.)

AB
 21/1/22

Kirodimal Govt Arts & Sc College Raigarh (C G)

ANALYSIS OF STUDENT FEED BACK REPORT 2019-20

1. The syllabus- As 68.86% students have said the syllabus is very good but some also believe that it can be updated better.
2. **Library facility-** As 50.81% students have agreed that the college has good library facility but some students also feel that it can be improved further.
3. **Cleanness-** As 42.87% have agreed that cleanliness of the college is fine, but it needs to be kept more clean.
4. **Internet Facility:** As 38% of the students have said that facility of internet is available but internet speed is low.
5. Teaching learning environment- As 68.04% students have agreed that they have very good teaching learning environment but a few of them feel it would be better.
6. Environment for cultural activity- As 70.59% students have agreed that the environment for cultural activities in the college is very good but few of them feel it would be better.
7. Sports facility- As 65.31% students have agreed that college is good at sports, but few of them are also agree for little improvement.
8. **Canteen facility-** As 42.92% students have agreed that they have good canteen facility but some believe that it could be further improved.
9. NCC & NSS facility- As 78.48% students have said that NCC and NSS facilities are available but vacancy in NCC, NSS are less as compare to the total strength of the college.
10. Red Cross Activity: As 67.58% of the students have said that Red Cross activities are not done due to Covid pandemic for following the guideline of Health Ministry.
11. Transparency in Admission procedure: As 59.23% of students have said that there is lack of transparency in admission procedure.
12. Attitude of office Staff: As 63.11% of the student have said that the office staff behaviour is not up to the mark.
13. Fairness of internal evaluation process by the teachers: As 91.36% students have said that teaching staff is not fair in the internal evaluation process.
14. How much of the syllabus was covered in the class: As 94.09% of the students have said that overall syllabus is not covered in the class.
15. Preparation of the teachers for the classes: As 80.34% of the students have their opinion that teachers are not prepared for the classroom teaching.
16. Communicating ability of the teachers: As 79.23% of the students have said that the teacher are not having ability to communicate with the students.
17. Institutional provision for multiple opportunities to learn and grow- 70.94% students have said that their institute not providing multiple opportunities to learn and grow.
18. Institutional facility is cognition emotional and social growth- As 66.76% students have said that intuition have not provide appropriate environment and support to cognition emotional and social growth.

19. Teachers inform about course is program - As 95.07% student have said that college teachers inform about the course and program outcome.
20. Teachers teach through examples and applications- As 94.01% students have said that teacher teaches good and current example and application also.
21. The teachers identify your strength and encourage you with providing right level of challenging - As 82.37% students have said that teachers identify their skills, strength and also give encouragement to face every kind of challenges in their life.
22. Teachers are able to identify your weakness and help you to overcome them-As 93.16% students have said that teachers are not able to identify their weakness and not help there to overcome it.
23. The institute teachers use student centric methods such as experience learning participate learning and problem-solving methodologies for enhancing learning experience- As 93.50% students have said that for teaching teachers used student centric method like experiential learning, participate learning and problem-solving methodologies for enhancing learning experiences.
24. Teachers encourage you to participate in extracurricular activities- As 93.50% students have said that teachers encourage to participate in extracurricular activities to take initiative and develop their personality.
25. Your mentor does a necessary follow up with an assigned take to you- As 93.45% students have said that the mentors does a necessary follow up with an assigned task to you.
26. Percentage of teachers use JCT tools such as LCD projector, multimedia, etc. While teaching- As 80.39% students said that and teaching process only 19% teachers used ICT tool such as LCD, projectors and multimedia in teaching process.
27. Immediate action is taken on grievances- As 83.58% students said that immediate action is taken on grievances.
28. Pure drinking water is available- As 83.58% students have said that pure drinking water is available for drinking in the college premises.
29. The overall quality of teaching learning process in your institute is very good- As 94.66% students have said that overall quality of teaching learning process in the institute is very good.

Required Action- 1-Teacher must use ICT tools 2- Cleanness

3-Internet Facility

4- Library facility

Approved in Staff Council Meeting dated 29.1.22

Name	Signature	Name	Signature
1. Dr. Sharda Gogare		11. Dr. Anand K. Sharma	
2. Kusumlata Khunte		12. Dr. Shweta Tiwari	
3. Poonam Thaware		13.	
4. Dr. A. K. Bhowmik		14. Gajendra Pratap Banaj	
5. Dr. Manorama Pandey		15. Ramesh Kumar Kosalka	
6.		16. Dr. S. N. Gupta	
7. Mrs. Ranjana Sahu		17. Dr. Kiran Mishra	
8. Dr. Alka Chhadimani		18. Dr. Anil Kumar Panigrahi	
9. Anita Pandey		19. Dr. R. K. Tamboli	
10. Vinita Pandey		20. Dr. Sophie Ambrele	

Dr. Dinesh Dewangan	<i>[Signature]</i>		
A.K. Patel	<i>[Signature]</i>		
Dr. A.K. Mehar	<i>[Signature]</i>		
Dr. Kusum Mishra	<i>[Signature]</i>		
Dr. Pradipala Bai	<i>[Signature]</i>		
Dr. RAVINDRA CHOBE	<i>[Signature]</i>		
Dr. C.C. Mishra	<i>[Signature]</i>		
Dr. D. S. S.	<i>[Signature]</i>		

[Signature]

IQAC Coordinator

Coordinator IQAC
 Kirodimal Govt. Arts & Science College
 Raigarh (C.G.)

[Signature]
 3/11/22
 Principal

Principal
 Kirodimal Govt. Arts & Sc. College
 Raigarh (C.G.)





Kirodimal Govt Arts & Sc College Raigarh (C G)

Analysis of feedback Form -Employer

2019-20

1. **General communication skill: As 71.43% of employer have agreed that they are far from satisfied at their general communication skills.**
2. **Timely work finishing ability: As 57.14% of the employer are satisfied and said that they have good ability to finish their work on time.**
3. **Working as a part of Team: As 85.71% employers have agreed that they are working as a part of team.**
4. **Self- motivated towards responsibility: As 57.14% of employer have agreed that they are happy and self -motivated towards their role and responsibility.**
5. **Learning new techniques: As 71.43% of the employers told that they are not aware of the modern technology but they are eager to learn new technologies.**
6. **Using technology and workplace equipment: As 42.86% employers are not satisfied that as they are unable to use technology and equipment. Others believe if they will get proper training than they will able to perform themselves better.**
7. **Contribute to the goals of the Organization: As 42.86% of employers have agree that they are satisfied as working with full heartedly and contributing themselves to achieve the goal of the organization.**
8. **Technical Knowledge/ Skills: As 57.14% employers have said that they are not satisfying with their present technical knowledge and skill and they required special training in the technical field.**
9. **Leadership quality: As 57.14% employers have said they are not satisfying with the leadership qualities and it needed to be improved.**
10. **Innovativeness and creativity: As 57.15% employers have said they are happy that they are having capacity to inculcate innovate and creative thoughts.**
11. **Relationships with senior/peer/subordinates: As 42.86% employers have satisfied with the relationships with Seniors/peers/subordinates and few of them thought it could be better for putting some extra efforts.**
12. **Involvement in Social activity: As 57.14% employers have said that they are less involve in social activity. And others thought that they should be more involve in social activity.**
13. **Ability to take up extra Responsibility: As 71.43% of employers have said that they are not satisfied with their present scenario and they need to be change.**
14. **Obligation to work beyond schedule if required: None of them respond on it.**

Approved in Staff Council Meeting held on 29.1.22.

Name	Signature	Name	Signature
1. Dr A. K. Bhatti		Dr. Anand K. Sharma	
2. Dr. Sharda Chugh		Dinesh Dewara	

3	Dr. Manorama Pandey			
4	Dr. Kusuma Pandey			
5	Kumudita Khuntia			
6	Poojita Thawari			
7	Mr. Rajana Saha			
8	ଅମିତ କୁମାର ସାହୁ			
9	Dr. Sushma Patel			
10	Dr. A.K. Meher			
11	Gajendra Pratap Banaj			
12	Rinosh Kumar Kosale			
13	Dr. S.N. Gupta			
14	Dr. Kiran Mishra			
15	Dr. Shweta Tiwari			
16	ଅଶୋକ ପାଟିଲ			
17	A.K. Patel			
18	Dr. Anil Kumar Panigrahi			
19	Dr R.K. Tamboli			
20	Vijita Pandey			
21	Anita Pandey			
22	Dr. Pritibala Basu			
23	Dr. Alka Chhadi Mali			
24	Dr. Anand Kr. Shams			
25	Dr. Sophie Ambrojo			
26	Dr. RAVINDRA CHOBE			
27	Dr D. Suij			
28	Dr C.C. Mishra			

IQAC Coordinator

Coordinator IQAC
Kirodimal Govt. Arts & Science College
Raigarh (C.G.)

Principal

Principal
Kirodimal Govt. Arts & Sc. College
Raigarh (C.G.)

Kirodimal Govt Arts & Sc College Raigarh (C G)

Session 2019-20

Analysis of feedback - Teacher

1. The vision, philosophy & objectives of the institution are known- As 83.87% teachers have strongly agreed on it.
2. The course/programme of studies carries sufficient number of optional papers-As80.65% of teachers have agreed on it.
3. Programmers' outcomes are explained to students- As80.65% teachers have agreed on it only 35.29% teachers have thought that it should require to be more communicated with students.
4. Curriculum having good academic flexibility 74.19% of teachers have passed that curriculum have good academic flexibility for students but it requires some updation as well.
5. The course content fulfils the need of students 70.97% teachers have agreed on it.
6. Above 75% students attend class- As77.42% teachers have said that student's attendance is always above 75%.
7. Students are disciplined and respect the staff members – As 80.64% teachers have agreed that students are always in discipline and having good relation with staff members.
8. Equivalent workload distributed to all staff: As 74.2% are agreed that of they have equal distribution of work, a few of them have needed it to be improved.
9. Equal opportunities for all staff are provided 77.42% of teachers have said that they have equal opportunities but a few of them have an opinion to.
10. Excellent sports facilities are available – As 64.52% teachers have agreed that college has excellent sports facility.
11. Rest rooms, toilets, laboratory, playground, classrooms are clean and well maintained – As 67.74% teachers have agreed but a few are required it to be cleaner and tidier.
12. **Clean drinking water is available: As 45.16% teachers have agreed that college has adequate quality of drinking water.**
13. Laboratory requirements including equipment, chemicals and specimens are regularly provided- As 74.19% teachers have agreed on it but some believe it could be better after little effort.
14. Computer facilities are made available for ICT based teaching to students as 64.51% teachers have said that they are agree that college has provided computer facilities for ICT based teaching while this pandemic, but other teachers need some more improvised techniques for better ICT teaching.
15. Good facility and encouragement to the teachers for their research as 70.97% have said that they are happy that they always get a chance to improve themselves academically.
16. Students are encourages to interact about content freely as 51.61% teachers are strongly believe that they are having good relation with students they always encourage them for their better future and students are also free to consult with their teacher as well.
17. Principal approachable and accessible as 64.52% teachers are agree that principal is very humble and very co-operative so it's the atmosphere.
18. There is recognition/ incentive/appreciation of the individual work is given as 51.61% teachers have said that they are always recognized or appreciated for their good work and always encouraged for good works.

- 19. Adequate office staffs are employed- As 61.29% teachers have agreed that there is an adequate office staff is here in college but few of them 8 have said some more staffs are required for better.
- 20. Office staff perform work properly – As 70.97% have agreed that all the office staff perform their task, properly but there are some who wish this system could be fixed a bit.
- 21. Friendly behavior of Principal – As 64.52% has said that Principal’s behavior is very friendly.
- 22. Service records are maintained: As 58.07% that service records have maintained on time but it could be fixed some more thought.
- 23. Net facility available properly- As 58.07% have said that there is a good arrangement of net facility here, but some believe that it can be done better.
- 24. Good relationship between teaching and non-teaching staff- As 74.2% teachers have agreed but some believe that the relationship between teaching and non-teaching staff can be improved further.

Required Action – 1-ICT Facility for teaching learning process should be increased
 2-Regular Net facility for teaching learning and official work
 3- Availability of fresh drinking water
 4- Service records should be maintained

Staff Council Meeting dated 29.1.22

Name	Signature	Name	Signature
Vinita Pandey	Mandya	Dr. RAVINDRA CHOBE	[Signature]
Anita Pandey	[Signature]	Dr D. S. [Signature]	[Signature]
Dr. Sushma Patel	Sushma	Dr C. D. Mishra	[Signature]
Dr. A.K. Mehar	[Signature]		
Gajendra Pratap Banaj	[Signature]		
Ritesh Kumar Kasale	[Signature]		
Dr. S.N. Gupta	[Signature]		
Dr Kiran Meher	[Signature]		
Poonam Thawar	[Signature]		
Kusumlata Khunte	[Signature]		
Dr. Sharda Ghogre	[Signature]		
Ms. Ranjana Sah	[Signature]		
Dr. Alka Chhadimali	[Signature]		
Dr. Anand K. Sharma	[Signature]		
Dr. Dinesh Dey	[Signature]		
Dr. Shweta Tiwari	[Signature]		
A.K. Patel	[Signature]		
Dr. Anil Kumar Panigrahi	[Signature]		
Dr. R.K. Tamboli	[Signature]		
Dr. Manorama Pandey	[Signature]		
Dr. Kusum Mishra	[Signature]		
Dr. Pratibala Baij	[Signature]		
Dr A. K. Bhatt	[Signature]		
Dr. Sophie Ambekar	[Signature]		

IQAC Coordinator

Principal

Coordinator IQAC
Kirodimal Govt. Arts & Science College
Raigarh (C.G.)

Principal
Kirodimal Govt. Arts & Sc. College
Raigarh (C.G.)